

Interior

Styling

Wood

- Wooden styling accessories to personalise the interior of your vehicle.
- High quality range of products, tested and approved by Nissan.

Description	Part Number	A-DC	E-DC	DC	Origin	E-RRP (Euro)	Start Of Sales
Hub kit	KE485-89900	9	E	95H	IT	37.70	03/92

Application	Specification	Countries	From	Until	Engine Type	Remarks	Subkit	Fitting time
general	-	All	-	-	-	-	-	-

Description	Part Number	A-DC	E-DC	DC	Origin	E-RRP (Euro)	Start Of Sales
Hub kit	KE485-89905	9	E	95H	IT	37.70	05/93

Application	Specification	Countries	From	Until	Engine Type	Remarks	Subkit	Fitting time
general	-	All	-	-	-	-	-	-

Description	Part Number	A-DC	E-DC	DC	Origin	E-RRP (Euro)	Start Of Sales
Hub kit	KE485-89915	9	E	95H	IT	37.70	02/93

Application	Specification	Countries	From	Until	Engine Type	Remarks	Subkit	Fitting time
general	-	All	-	-	-	-	-	-

Description	Part Number	A-DC	E-DC	DC	Origin	E-RRP (Euro)	Start Of Sales
Hub kit	KE485-89920	9	E	95H	IT	37.70	03/93

Application	Specification	Countries	From	Until	Engine Type	Remarks	Subkit	Fitting time
general	-	All	-	-	-	-	-	-

Description	Part Number	A-DC	E-DC	DC	Origin	E-RRP (Euro)	Start Of Sales
Gear shift knob, wood	32865-9F205	3	3	H41	GB	38.90	04/98


- Factory carry-over.

Application	Specification	Countries	From	Until	Engine Type	Remarks	Subkit	Fitting time
K11E	-	All	02/98	-	-	-	-	15
P11E	-	All	06/96	06/99	SR20DE	-	-	15
WP11	-	All	02/98	06/99	SR20DE	-	-	15

Description	Part Number	A-DC	E-DC	DC	Origin	E-RRP (Euro)	Start Of Sales
Wooden interior set	KE670-51B00	9	E	95H	IT	165.30	12/95

- Set consisting of centre console and ashtray cover. • Fixation with double adhesive tape. • Manual included.

Application	Specification	Countries	From	Until	Engine Type	Remarks	Subkit	Fitting time
K11E	-	All	08/92	02/98	-	-	-	20



Interior

Styling

Description	Part Number	A-DC	E-DC	DC	Origin	E-RRP (Euro)	Start Of Sales
Wood look interior set	KE670-6F500	9	E	95H	BE	92.20	04/98



Application	Specification	Countries	From	Until	Engine Type	Remarks	Subkit	Fitting time
K11E	-	All	02/98	07/00	-	-	-	-

Description	Part Number	A-DC	E-DC	DC	Origin	E-RRP (Euro)	Start Of Sales
Steering wheel	KE480-89900	9	E	95H	IT	261.40	01/92


• Not applicable after 12/95 because of European regulation (because of airbag). • PU/wood/leather 4-spoke.




Application	Specification	Countries	From	Until	Engine Type	Remarks	Subkit	Fitting time
K11E	-	All	08/92	12/95	-	-	KE485-89910	30
N14	-	All	01/93	07/95	-	-	KE485-89915	30
Y10	-	All	01/93	12/95	-	-	KE485-89915	30
B13	-	All	10/90	10/94	-	-	KE485-89915	30
P10E	-	All	06/90	12/95	-	-	KE485-89910	30
W10	-	All	07/90	12/95	-	-	KE485-89910	30
M11	-	All	10/88	07/94	-	-	KE485-89900	30
C23M	-	All	07/92	12/95	-	-	KE485-89910	30
D21	-	All	04/92	12/95	-	-	KE485-89915	30
260	-	All	03/89	12/95	-	-	KE485-89900	30
Y60	-	All	12/91	12/95	-	-	KE485-89905	30
R20	-	All	02/93	12/95	-	-	KE485-89920	30
WD21	-	All	10/87	12/95	-	-	KE485-89915	30
S13	-	All	09/88	12/93	-	-	KE485-89910	30

Description	Part Number	A-DC	E-DC	DC	Origin	E-RRP (Euro)	Start Of Sales
Wooden interior set	KE670-0N000	9	E	95H	IT	277.80	03/96

Application	Specification	Countries	From	Until	Engine Type	Remarks	Subkit	Fitting time
N15	-	LHD	05/95	01/00	-	-	-	-



Description	Part Number	A-DC	E-DC	DC	Origin	E-RRP (Euro)	Start Of Sales
Gear shift knob, wood	KE340-20J05	9	E	95H	IT	43.40	12/96



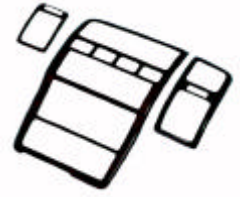
Application	Specification	Countries	From	Until	Engine Type	Remarks	Subkit	Fitting time
N15	-	All	05/95	01/00	-	-	-	15
N16(E)	-	All	01/00	-	-	-	-	10
Y10	-	All	11/90	-	-	-	-	15
P10E	-	All	06/90	06/96	-	-	-	15
P11E	-	All	06/96	-	-	-	-	15
W10	-	All	07/90	-	-	-	-	15
WP11	-	All	02/98	-	-	-	-	10
A32	-	All	10/94	01/00	-	-	-	15
CA33	-	All	01/00	-	-	-	-	10
V10M	-	All	05/00	-	-	-	-	10
C23M	-	All	06/96	-	-	-	-	15
D21	All specification	All	04/91	-	-	-	-	15
D22	2/4WD, Single/King & Double cab	All	05/98	-	-	-	-	15
Y60	-	All	12/91	-	-	-	-	15
Y61	-	All	12/97	-	-	-	-	15
R20	-	All	05/96	-	-	-	-	15
T30	-	All	06/01	-	-	-	-	-

Interior

Styling

Description	Part Number	A-DC	E-DC	DC	Origin	E-RRP (Euro)	Start Of Sales
Wooden interior set	KE670-0N005	9	E	95H	IT	277.80	05/'96

Application	Specification	Countries	From	Until	Engine Type	Remarks	Subkit	Fitting time
N15	-	RHD	05/'95	01/'00	-	-	-	-



Description	Part Number	A-DC	E-DC	DC	Origin	E-RRP (Euro)	Start Of Sales
Steering wheel with airbag	48430-9F080	3	2	K10	GB	208.40	08/'99

Application	Specification	Countries	From	Until	Engine Type	Remarks	Subkit	Fitting time
P11E	-	All	06/'99	07/'00	-	Wood effect	-	20
WP11	-	All	06/'99	07/'00	-	Wood effect	-	20



Description	Part Number	A-DC	E-DC	DC	Origin	E-RRP (Euro)	Start Of Sales
Steering wheel with airbag	48430-9F520	3	2	K10	GB	213.70	11/'00

Application	Specification	Countries	From	Until	Engine Type	Remarks	Subkit	Fitting time
P11E	-	All	07/'00	-	-	Wood effect	-	20
WP11	-	All	07/'00	-	-	Wood effect	-	20

Description	Part Number	A-DC	E-DC	DC	Origin	E-RRP (Euro)	Start Of Sales
Steering wheel with airbag	48430-9F521	3	2	K10	GB	248.90	11/'00

• Applied for vehicles with factory installed remote control system only

Application	Specification	Countries	From	Until	Engine Type	Remarks	Subkit	Fitting time
P11E	-	All	07/'00	-	-	Wood effect & remote system	-	20
WP11	-	All	07/'00	-	-	Wood effect & remote system	-	20

Description	Part Number	A-DC	E-DC	DC	Origin	E-RRP (Euro)	Start Of Sales
Shift surround, wood	96941-9F710	3	I	OT1	GB	47.40	07/'99

• Install together with the wooden ashtray. • Wood look.

Application	Specification	Countries	From	Until	Engine Type	Remarks	Subkit	Fitting time
P11E	AT	All	06/'99	-	-	Wooden ashtray	68800-9F510	10
WP11	AT	All	06/'99	-	-	Wooden ashtray	68800-9F510	10



Description	Part Number	A-DC	E-DC	DC	Origin	E-RRP (Euro)	Start Of Sales
Ashtray, wood	68800-9F510	3	2	N90	GB	34.90	07/'99

• Install in combination with wooden shift surround. • Wood effect

Application	Specification	Countries	From	Until	Engine Type	Remarks	Subkit	Fitting time
P11E	-	All	06/'99	-	-	-	-	10
WP11	-	All	06/'99	-	-	-	-	10



Description	Part Number	A-DC	E-DC	DC	Origin	E-RRP (Euro)	Start Of Sales
Wooden interior set	KE670-9F000	9	E	95H	IT	242.80	07/'99

• Wooden interior set covers the centre console, driver's side air duct and instrument panel surrounding. • Briar wood. • Optional: wooden shift surround (MT); wooden shift surround (AT) and wooden ashtray.

Application	Specification	Countries	From	Until	Engine Type	Remarks	Subkit	Fitting time
P11E	-	LHD	06/'99	-	-	-	-	15
WP11	-	LHD	06/'99	-	-	-	-	15



Interior

Styling

Description	Part Number	A-DC	E-DC	DC	Origin	E-RRP (Euro)	Start Of Sales	
Gear shift knob, wood	32865-9F275	3	3	H41	GB	38.90	07/99	
• Factory carry-over • knob does match with wood-effect inerior								
Application	Specification	Countries	From	Until	Engine Type	Remarks	Subkit	Fitting time
P11E	-	All	06/99	-	GA16DE / CD20T	-		15
WP11	-	All	06/99	-	GA16DE / CD20T	-		15



Description	Part Number	A-DC	E-DC	DC	Origin	E-RRP (Euro)	Start Of Sales	
Gear shift knob, wood	32865-9F276	3	3	H41	GB	40.50	07/99	
• Factory carry-over • knob does match with wood-effect inerior								
Application	Specification	Countries	From	Until	Engine Type	Remarks	Subkit	Fitting time
P11E	-	All	06/99	-	QG18DE / SR20DE	-		15
WP11	-	All	06/99	-	QG18DE / SR20DE	-		15



Description	Part Number	A-DC	E-DC	DC	Origin	E-RRP (Euro)	Start Of Sales	
Shift surround, wood	96935-9F510	3	I	OT1	GB	63.30	07/99	
• Install together with the wooden ashtray. • Wood look.								
Application	Specification	Countries	From	Until	Engine Type	Remarks	Subkit	Fitting time
P11E	MT	All	06/99	-	-	Wooden ashtray	68800-9F510	10
WP11	MT	All	06/99	-	-	Wooden ashtray	68800-9F510	10



Description	Part Number	A-DC	E-DC	DC	Origin	E-RRP (Euro)	Start Of Sales
Shift surround, wood	96935-2F910	3	I	OT1	GB	63.30	12/95
• Install together with the wooden ashtray. • Wood look.							
Application	Specification	Countries	From	Until	Remarks	Subkit	Fitting time
P11E	MT	All	06/96	-		68800-2F910	10
P11E	MT	All	06/96	-		68800-2F910	10
WP11	MT		02/98	-	Wooden ashtray		



Description	Part Number	A-DC	E-DC	DC	Origin	E-RRP (Euro)	Start Of Sales	
Wooden interior set	KE670-9F005		E		IT		07/99	
• Wooden interior set covers the centre console, driver's side air duct and instrument panel surrounding. • Briar wood. • Optional: wooden shift surround (MT); wooden shift surround (AT) and wooden ashtray.								
Application	Specification	Countries	From	Until	Engine Type	Remarks	Subkit	Fitting time
WP11	-	RHD	06/99	-	-	-		15



Description	Part Number	A-DC	E-DC	DC	Origin	E-RRP (Euro)	Start Of Sales	
Wooden interior set	KE670-2F005	9	E	95H	IT	260.60	07/96	
• Wooden interior set covers the centre console, driver's side air duct and instrument panel surrounding. • Briar wood. • Optional: wooden shift surround (MT); wooden shift surround (AT) and wooden ashtray.								
Application	Specification	Countries	From	Until	Engine Type	Remarks	Subkit	Fitting time
WP11	-	RHD	06/96	06/99	-	-		10



Interior

Styling

Description	Part Number	A-DC	E-DC	DC	Origin	E-RRP (Euro)	Start Of Sales
Ashtray, wood	68800-2F910	3	2	N90	GB	34.90	12/95

• Install in combination with wooden shift surround. • Wood look.

Application	Specification	Countries	From	Until	Engine Type	Remarks	Subkit	Fitting time
P11E	MT & AT	All	06/96	06/99	-	-	-	-
WP11	-	All	02/98	06/99	-	-	-	10

Description	Part Number	A-DC	E-DC	DC	Origin	E-RRP (Euro)	Start Of Sales
Shift surround, wood	96941-2F910	3	1	OT1	GB	63.30	12/95

• Install together with the wooden ashtray. • Wood look.

Application	Specification	Countries	From	Until	Engine Type	Remarks	Subkit	Fitting time
P11E	AT	All	06/96	06/99	-	Wooden ashtray	68800-2F910	10
WP11	AT	All	02/98	06/99	-	Wooden ashtray	68800-2F910	10

Description	Part Number	A-DC	E-DC	DC	Origin	E-RRP (Euro)	Start Of Sales
Wooden interior set	KE670-2F000	9	E	95H	IT	260.60	06/96

• Wooden interior set covers the centre console, driver's side air duct and instrument panel surrounding. • Briar wood. • Optional: wooden shift surround (MT); wooden shift surround (AT) and wooden ashtray.

Application	Specification	Countries	From	Until	Engine Type	Remarks	Subkit	Fitting time
P11E	-	LHD	06/96	06/99	-	-	-	15
WP11	-	LHD	02/98	06/99	-	-	-	15

Description	Part Number	A-DC	E-DC	DC	Origin	E-RRP (Euro)	Start Of Sales
Rear window switches	82960-41U00	1	2	N70	JP	23.10	09/94

• Wood effect. • Rear seats. • Fits left and right hand side. • Order 2 pieces (single packed).

Application	Specification	Countries	From	Until	Engine Type	Remarks	Subkit	Fitting time
A32	SLX	LHD	10/94	01/00	-	-	-	-

Description	Part Number	A-DC	E-DC	DC	Origin	E-RRP (Euro)	Start Of Sales
Front window switches	80960-32U00	1	2		JP	32.90	

• Wood effect. • Front seat. • Drivers side.

Application	Specification	Countries	From	Until	Engine Type	Remarks	Subkit	Fitting time
A32	SLX			01/00		-	-	-

Description	Part Number	A-DC	E-DC	DC	Origin	E-RRP (Euro)	Start Of Sales
Front window switches	80961-32U00		2		JP		09/94

• Wood effect. • Front seat. • Passenger side.

Application	Specification	Countries	From	Until	Engine Type	Remarks	Subkit	Fitting time
		RHD	10/94	01/00	-	-	-	-

Description	Part Number	A-DC	E-DC	DC	Origin	E-RRP (Euro)	Start Of Sales
Manual transmission finisher		1	1	OT1	JP	158.50	09/94

• Wood effect. • For grey interior colour. • Replaces original console.

Application	Specification	Countries	From	Until	Engine Type	Remarks	Subkit	Fitting time
		All	10/94	01/00	-	-	-	-



Interior

Styling

Description	Part Number	A-DC	E-DC	DC	Origin	E-RRP (Euro)	Start Of Sales
Front window switches	80961-41U00	1	2	N70	JP	32.90	09/94
• Wood effect. • Front seat. • Drivers side.							
Application	Specification	Countries	From	Until	Engine Type	Remarks	Subkit
A32	SLX	LHD	10/94	01/00	-	-	-




Description	Part Number	A-DC	E-DC	DC	Origin	E-RRP (Euro)	Start Of Sales
Automatic transmission finisher	96941-31U11	1	I	OT1	JP	153.60	01/95
• Wood effect.							
Application	Specification	Countries	From	Until	Engine Type	Remarks	Subkit
A32	SLX	RHD	10/94	01/00	-	-	-



Description	Part Number	A-DC	E-DC	DC	Origin	E-RRP (Euro)	Start Of Sales
Centre console audio	68260-44U10	1	2	N90	JP	114.60	09/94
• Wood effect. • Replaces original console. • Install in combination with: - Centre console ventilator - Ashtray cover - Transmission surround - Door window switches (front and rear) • See below for partnumbers and applications.							
Application	Specification	Countries	From	Until	Engine Type	Remarks	Subkit
A32	SLX	All	10/94	01/00	-	-	-



Description	Part Number	A-DC	E-DC	DC	Origin	E-RRP (Euro)	Start Of Sales
Centre console ventilator	F8260-44U00	1	F	TGZ	JP	91.60	12/94
• Wood effect. • For black interior colour. • Replaces original console.							
Application	Specification	Countries	From	Until	Engine Type	Remarks	Subkit
A32	SGX, SLX	All	10/94	01/00	-	-	-



Description	Part Number	A-DC	E-DC	DC	Origin	E-RRP (Euro)	Start Of Sales
Automatic transmission finisher	96941-44U10	1	I	OT1	JP	153.60	09/94
• Wood effect.							
Application	Specification	Countries	From	Until	Engine Type	Remarks	Subkit
A32	SLX	LHD	10/94	01/00	-	-	-



Description	Part Number	A-DC	E-DC	DC	Origin	E-RRP (Euro)	Start Of Sales
Front window switches	80960-41U00	1	2	N70	JP	32.90	09/94
• Wood effect. • Front seat. • Passenger side.							
Application	Specification	Countries	From	Until	Engine Type	Remarks	Subkit
A32	SLX	LHD	10/94	01/00	-	-	-



Description	Part Number	A-DC	E-DC	DC	Origin	E-RRP (Euro)	Start Of Sales
Centre console ventilator	F8260-44U01	1	F	TGZ	JP	91.60	12/94
• Wood effect. • For grey interior colour. • Replaces original console.							
Application	Specification	Countries	From	Until	Engine Type	Remarks	Subkit
A32	SGX, SLX	All	10/94	01/00	-	-	-



Interior

Styling

Description	Part Number	A-DC	E-DC	DC	Origin	E-RRP (Euro)	Start Of Sales
Ashtray	68820-40U10	1	2	N90	JP	33.50	12/94
• Wood effect.							
Application	Specification	Countries	From	Until	Engine Type	Remarks	Subkit
A32	SLX	All	10/94	01/00	-	-	-



Description	Part Number	A-DC	E-DC	DC	Origin	E-RRP (Euro)	Start Of Sales
Manual transmission finisher	96935-40U10	1	I	OT1	JP	158.50	09/94
• Wood effect. • For black interior colour. • Replaces original console.							
Application	Specification	Countries	From	Until	Engine Type	Remarks	Subkit
A32	SLX	All	10/94	01/00	-	-	-



Description	Part Number	A-DC	E-DC	DC	Origin	E-RRP (Euro)	Start Of Sales
Ashtray	68800-2Y900	1	2	N90	JP	111.40	03/00
• Wood effect • screw 08523-51242 (4x) have to ordered additionally							
Application	Specification	Countries	From	Until	Engine Type	Remarks	Subkit
CA33	-	LHD	01/00	-	-	-	5



Description	Part Number	A-DC	E-DC	DC	Origin	E-RRP (Euro)	Start Of Sales
Ashtray	68800-2Y000	1	2	N90	JP	111.40	03/00
• Wood effect • screw 08523-51242 (4x) have to ordered additionally							
Application	Specification	Countries	From	Until	Engine Type	Remarks	Subkit
CA33	-	RHD	01/00	-	-	-	5



Description	Part Number	A-DC	E-DC	DC	Origin	E-RRP (Euro)	Start Of Sales
Automatic transmission finisher	96941-2Y600	1	2	OT1	JP	49.80	03/00
• Wood effect.							
Application	Specification	Countries	From	Until	Engine Type	Remarks	Subkit
CA33	-	All	01/00	-	-	-	10



Description	Part Number	A-DC	E-DC	DC	Origin	E-RRP (Euro)	Start Of Sales
Manual transmission finisher	96935-2Y002	1	I	OT1	JP	79.90	03/00
• Wood effect. • Photo shown is taken from automatic transmission							
Application	Specification	Countries	From	Until	Engine Type	Remarks	Subkit
CA33	-	LHD	01/00	-	-	-	10



Description	Part Number	A-DC	E-DC	DC	Origin	E-RRP (Euro)	Start Of Sales
Manual transmission finisher	96935-2Y001	1	I	OT1	JP	79.90	03/00
• Wood effect. • Photo shown is taken from automatic transmission							
Application	Specification	Countries	From	Until	Engine Type	Remarks	Subkit
CA33	-	RHD	01/00	-	-	-	10



Interior

Styling

Description	Part Number	A-DC	E-DC	DC	Origin	E-RRP (Euro)	Start Of Sales
Front window switches	80960-2Y100	1	2	N70	JP	41.20	03/00
• Wood effect							
Application	Specification	Countries	From	Until	Engine Type	Remarks	Subkit
CA33	RH-Side	RHD	01/00	-	-	-	5



Description	Part Number	A-DC	E-DC	DC	Origin	E-RRP (Euro)	Start Of Sales
Front window switches	80960-2Y300	1	2	N70	JP	41.20	03/00
• Wood effect.							
Application	Specification	Countries	From	Until	Engine Type	Remarks	Subkit
CA33	RH-Side	LHD	01/00	-	-	-	5



Description	Part Number	A-DC	E-DC	DC	Origin	E-RRP (Euro)	Start Of Sales
Front window switches	80961-2Y100	1	2	N70	JP	41.20	03/00
• Wood effect.							
Application	Specification	Countries	From	Until	Engine Type	Remarks	Subkit
CA33	LH-Side	RHD	01/00	-	-	-	5



Description	Part Number	A-DC	E-DC	DC	Origin	E-RRP (Euro)	Start Of Sales
Front window switches	80961-2Y300	1	2	N70	JP	41.20	03/00
• Wood effect.							
Application	Specification	Countries	From	Until	Engine Type	Remarks	Subkit
CA33	LH-Side	LHD	01/00	-	-	-	5



Description	Part Number	A-DC	E-DC	DC	Origin	E-RRP (Euro)	Start Of Sales
Rear window switches	82960-2Y100	1	2	N70	JP	41.20	03/00
• Wood effect.							
Application	Specification	Countries	From	Until	Engine Type	Remarks	Subkit
CA33	RH-Side	All	01/00	-	-	-	5




Description	Part Number	A-DC	E-DC	DC	Origin	E-RRP (Euro)	Start Of Sales
Rear window switches	82961-2Y100	1	2	N70	JP	41.20	03/00
• Wood effect.							
Application	Specification	Countries	From	Until	Engine Type	Remarks	Subkit
CA33	LH-Side	All	01/00	-	-	-	5



Interior

Styling

Description	Part Number	A-DC	E-DC	DC	Origin	E-RRP (Euro)	Start Of Sales
Transfer shift knob wood	KE340-20J10	9	E	95H	IT	44.30	12/96



Application	Specification	Countries	From	Until	Engine Type	Remarks	Subkit	Fitting time
D21	King cab, 4WD	All	04/91	-	-	-		15
D21	Single/Double cab, 4WD	All	04/92	-	-	-		15
D22	4WD, Single/King & Double cab	All	05/98	-	-	-		15
Y60	-	All	12/91	-	-	-		15
Y61	-	All	12/97	-	-	-		15
R20	-	All	02/93	-	-	-		15

Description	Part Number	A-DC	E-DC	DC	Origin	E-RRP (Euro)	Start Of Sales
Wooden interior set	KE670-20J00	9	E	95H	IT	504.60	02/92

• For front doors and instrument panel.

Application	Specification	Countries	From	Until	Engine Type	Remarks	Subkit	Fitting time
Y60	SWB	All	12/91	10/97	-	-		-



Description	Part Number	A-DC	E-DC	DC	Origin	E-RRP (Euro)	Start Of Sales
Wooden interior set	KE670-22J00	9	E	95H	IT	676.20	02/92

• For front and rear doors and instrument panel.

Application	Specification	Countries	From	Until	Engine Type	Remarks	Subkit	Fitting time
Y60	LWB	All	12/91	10/97	-	-		-



Description	Part Number	A-DC	E-DC	DC	Origin	E-RRP (Euro)	Start Of Sales
Rear door panel RH,	82960-VB000	1	2	N70	JP	64.20	02/98

Application	Specification	Countries	From	Until	Engine Type	Remarks	Subkit	Fitting time
Y61	LWB	All	-	-	-	-		-

Description	Part Number	A-DC	E-DC	DC	Origin	E-RRP (Euro)	Start Of Sales
Rear door panel LH,	82961-VB000	1	2	N70	JP	64.20	02/98

Application	Specification	Countries	From	Until	Engine Type	Remarks	Subkit	Fitting time
Y61	LWB	All	-	-	-	-		-

Description	Part Number	A-DC	E-DC	DC	Origin	E-RRP (Euro)	Start Of Sales
Front door panel RH,	80960-VB100	1	2	N70	JP	64.20	02/98

Application	Specification	Countries	From	Until	Engine Type	Remarks	Subkit	Fitting time
Y61	LWB	RHD	-	-	-	-		-

Interior

Styling

Description	Part Number	A-DC	E-DC	DC	Origin	E-RRP (Euro)	Start Of Sales
Front door panel LH,	80961-VB100	1	2	N70	JP	64.20	02/98
Application Specification Countries From Until Engine Type Remarks Subkit Fitting time							
Y61	-	RHD	-	-	-	-	-

Description	Part Number	A-DC	E-DC	DC	Origin	E-RRP (Euro)	Start Of Sales
Front door panel LH,	80961-VB710	1	2	N70	JP	64.20	02/98
Application Specification Countries From Until Engine Type Remarks Subkit Fitting time							
Y61	SWB	LHD	-	-	-	-	-

Description	Part Number	A-DC	E-DC	DC	Origin	E-RRP (Euro)	Start Of Sales
Front door panel LH,	80961-VB000	1	2	N70	JP	64.20	02/98
Application Specification Countries From Until Engine Type Remarks Subkit Fitting time							
Y61	LWB	LHD	-	-	-	-	-

Description	Part Number	A-DC	E-DC	DC	Origin	E-RRP (Euro)	Start Of Sales
Wooden interior set	99999-99904	-	-	-	-	0.00	02/98
<ul style="list-style-type: none"> • Parts need to be ordered separately : • Centre cluster LHD: 68260-VB310 • Centre cluster RHD: 68260-VB410 • Front door panel RH, LHD: 80960-VB000 • Front door panel LH, RHD: 80961-VB100 • ONLY FOR SWB: Front door panel LH, LHD: 80961-VB710 • Front door panel RH, RHD: 80960-VB710 • ONLY FOR LWB: Front door panel LH, LHD: 80961-VB000 • Front door panel RH, RHD: 80960-VB100 • Rear door panel LH, LHD/RHD: 82961-VB000 • Rear door panel RH, LHD/RHD: 82960-VB000 							
Application Specification Countries From Until Engine Type Remarks Subkit Fitting time							
Y61	-	All	12/97	-	-	See above	-

NO PICTURE AVAILABLE

Description	Part Number	A-DC	E-DC	DC	Origin	E-RRP (Euro)	Start Of Sales
Front door panel RH,	80960-VB710	1	2	N70	JP	64.20	02/98
Application Specification Countries From Until Engine Type Remarks Subkit Fitting time							
Y61	SWB	RHD	-	-	-	-	-

Description	Part Number	A-DC	E-DC	DC	Origin	E-RRP (Euro)	Start Of Sales
Front door panel RH,	80960-VB000	1	2	N70	JP	64.20	02/98
Application Specification Countries From Until Engine Type Remarks Subkit Fitting time							
Y61	-	LHD	-	-	-	-	-

Description	Part Number	A-DC	E-DC	DC	Origin	E-RRP (Euro)	Start Of Sales
Centre cluster RHD	68260-VB410	1	2	N90	JP	217.90	02/98
Application Specification Countries From Until Engine Type Remarks Subkit Fitting time							
Y61	-	RHD	-	-	-	-	-

Interior

Styling

Description	Part Number	A-DC	E-DC	DC	Origin	E-RRP (Euro)	Start Of Sales
Centre cluster LHD	68260-VB310	1	2	N90	JP	217.90	02/98

Application	Specification	Countries	From	Until	Engine Type	Remarks	Subkit	Fitting time
Y61	-	LHD	-	-	-	-	-	-

Description	Part Number	A-DC	E-DC	DC	Origin	E-RRP (Euro)	Start Of Sales
Wooden interior set	68260-0X803	4	2	N90	ES	204.50	10/99

Application	Specification	Countries	From	Until	Engine Type	Remarks	Subkit	Fitting time
R20	-	LHD	10/99	-	-	OE carry over centre cluster	-	10



Description	Part Number	A-DC	E-DC	DC	Origin	E-RRP (Euro)	Start Of Sales
Wooden interior set	KE670-0F010	9	E	95H	IT	113.60	05/95


• Upgrade kit (ashtray & lower centre cluster). • No glue included (KE670-99900).

Application	Specification	Countries	From	Until	Engine Type	Remarks	Subkit	Fitting time
R20	-	All	02/93	10/99	-	-	-	15



Description	Part Number	A-DC	E-DC	DC	Origin	E-RRP (Euro)	Start Of Sales
Wooden interior set	68260-0X802	4	2	N90	ES	204.50	10/99

Application	Specification	Countries	From	Until	Engine Type	Remarks	Subkit	Fitting time
R20	-	RHD	10/99	-	-	OE carry over gear cluster	-	10



Description	Part Number	A-DC	E-DC	DC	Origin	E-RRP (Euro)	Start Of Sales
Shift surround, wood	96934-0X801	4	2	NT0	ES	96.30	10/99

• Picture shown is taken from automatic transmission


Application	Specification	Countries	From	Until	Engine Type	Remarks	Subkit	Fitting time
R20	MT	All	10/99	-	-	OE carry over gear cluster	-	5



Description	Part Number	A-DC	E-DC	DC	Origin	E-RRP (Euro)	Start Of Sales
Shift surround, wood	96934-0X803	4	2	NT0	ES	110.70	10/99

• Picture shown is taken from automatic transmission w/o heated seats

Application	Specification	Countries	From	Until	Engine Type	Remarks	Subkit	Fitting time
R20	MT & heated seat	All	10/99	-	-	OE carry over gear cluster	-	5



Description	Part Number	A-DC	E-DC	DC	Origin	E-RRP (Euro)	Start Of Sales
Shift surround, wood	96934-0X901	4	2	NT0	ES	96.30	10/99

Application	Specification	Countries	From	Until	Engine Type	Remarks	Subkit	Fitting time
R20	AT	All	10/99	-	-	OE carry over gear cluster	-	5



Interior

Styling

Description	Part Number	A-DC	E-DC	DC	Origin	E-RRP (Euro)	Start Of Sales
Shift surround, wood	96934-0X903	4	2	NT0	ES	110.70	10/99

Application	Specification	Countries	From	Until	Engine Type	Remarks	Subkit	Fitting time
R20	AT & heated seat	All	10/99	-	-	OE carry over gear cluster		5